




1867



In 1867 Henry Burbidge founded his woodworking company with a capital of ten shillings at the age of 40. The family business has flourished over the years surviving countless economic recessions, a technological revolution and two world wars – even the destruction of the factory during the Coventry Blitz was seen as just an interruption to proceedings.

Across the decades Burbidge continually reinvented itself making a diverse range of products that could be made out of wood. From cricket bats and stiletto heels, to car components, the business eventually expanded into the kitchen market in early '70s.



1867 **150** YEARS 2017



In 2017 with the fifth generation now at the helm, Burbidge is widely recognised as one of the leading UK manufacturers in the industry, retaining its focus on the development of new and innovative products for the fitted kitchen market.

A highly skilled and dedicated team have been key to the success and longevity of the business throughout its 150 years. We look forward to producing innovative kitchen designs for our customers for many years to come.



WE ARE PROUD TO BE
CELEBRATING 150 YEARS OF
BUSINESS, AN INCREDIBLY
SIGNIFICANT MILESTONE

07 LANGTON
13 SALCOMBE
17 PETWORTH
23 TETBURY
29 GRESHAM
35 ERIN
39 KEMBLE
41 ARUNDEL

47 KEW
51 FINSBURY
55 BARNES

61 OTTO
79 MALMÖ
93 ISALA
97 LANSDOWNE
101 MARLOW
105 STOWE

109 FINISHES
113 STORAGE SOLUTIONS
119 WORKSURFACES
123 DOORS & DRAWERS
129 HANDLES



CLASSIC

BEAUTIFULLY STYLISH WITH ENDURING APPEAL AND UNDENIABLE QUALITY; DISTINCTIVE CLASSIC DESIGN.

The Classic collection champions authenticity and craftsmanship with timeless, considered ranges. A stunning palette of twenty five painted finishes as well as Natural Oak allows for imaginative use of colour in design.



This signifies that we can manufacture non-standard door sizes for a kitchen range.



This signifies that a range is available to order in a bespoke painted colour.



This signifies that a range is available in the limited edition 150th Anniversary Palette.



SIMPLY BURBIDGE

AFFORDABLE, WELL-DESIGNED, CONTEMPORARY YET TIMELESS;
PAINTED KITCHENS FOR EVERYONE.

Manufactured entirely in the UK; the Simply Burbidge collection is a designed range of painted kitchens that offer great quality at an affordable price. Simply Burbidge comprises of three distinctively styled kitchens, each with a selection of complimentary accessories. For a high quality affordable option opt for Putty, Soft Grey or Alabaster, or choose from the whole Painted Palette if you wish to personalise your kitchen scheme.

CONTEMPORARY

TRENDING COLOURS, COMPATIBILITY BETWEEN DESIGNS AND A
SUPERB CHOICE; LEADING CONTEMPORARY KITCHEN DESIGN

An enticing mix of British and European influence, the contemporary collection allows you to create luxurious and stylish modern kitchen schemes. Ignite the senses with tactile materials, rich hues and lustrous gloss and matt finishes.



**SINCE 1867 WE'VE BEEN WORKING WITH
TIMBER – SHAPING, CARVING AND CRAFTING IT
INTO THINGS OF BEAUTY. A LONG HISTORY OF
PRODUCING KITCHEN FURNITURE COMBINED
WITH AN UNRELENTING COMMITMENT TO
DESIGN AND DETAILING HAS KEPT BURBIDGE AT
THE FOREFRONT OF THE KITCHEN INDUSTRY.**




**Manufacturing
Guild Mark**

Awarded by The Furniture Makers' Company

TESTAMENT TO THE QUALITY AND CRAFTSMANSHIP
THAT HAS BECOME SYNONYMOUS WITH BURBIDGE,
WE ARE PROUD TO HAVE BEEN AWARDED THE
PRESTIGIOUS MANUFACTURING GUILD MARK BY THE
WORSHIPFUL COMPANY OF FURNITURE MAKERS – A
MARK OF EXCELLENCE IN BRITISH FURNITURE MAKING.
YOUR NEW KITCHEN COULDN'T BE IN BETTER HANDS.







LANGTON, a beautifully crafted in-frame range, designed and manufactured in the UK from premium quality timber, is quintessentially English – blending superior craftsmanship and the finest materials with an elegant, authentic design.

FINISH *Painted Mink and Putty*
KNOB *K167*
HINGE *H5C*

LANGTON 8





Make a statement in the heart of your home. Smart styling, excellent quality and a timeless feel ensure that the LANGTON range not only has stand out style but will also endure the test of time.

FINISH *Painted Gravel and Seal Grey*
HANDLE *K166*
HINGE *H5*

LANGTON 10




PERIOD DETAILS SUCH AS
CORNICE UPSTANDS AND DECORATIVE
PLINTHS GIVE THIS KITCHEN CHARACTER
AND ELEGANT APPEAL





FINISH *Painted Gravel and Seal Grey (left), Painted Gravel (right)*
HANDLE *K166*
HINGE *H5*

LANGTON 12





SALCOMBE's intricate beading detail on both frame and door is stylishly accentuated in the painted finish. Smart decorative features including practical bottle store units, chopping boards and tray sets allow for imaginative design and add to the period feel.

FINISH *Painted Charcoal and Chalk (main), Painted Chalk (other images)*
HANDLE *K149, K150*
HINGE *H3*



FINISH Painted Chalk HANDLE K149, K150 HINGE H3



SALCOMBE





CONSIDER BEAUTIFULLY CRAFTED
IN-FRAME DOVETAIL DRAWER BOXES
FOR A PREMIUM FINISHING TOUCH
TO YOUR KITCHEN.


A timeless design, PETWORTH combines wonderfully crafted cabinetry with the organic beauty of a Natural Oak finish. The delicate wood grain patterning and natural tone variation provide a unique sense of character to a kitchen.

FINISH *Natural Oak*
KNOB *K134*



ADD EXTRA PERIOD CHARACTER
TO YOUR IN-FRAME KITCHEN USING
DECORATIVE BUTT HINGES – AVAILABLE
IN TWO FINISHES, SEE PAGE 132

1867 **150** YEARS 2017





An exquisite collection of elegant accessories, smart curved and glazed doors offer great freedom in design with this in-frame, shaker style kitchen.

FINISH Painted French Grey and Taupe (right), Painted Putty (left)
KNOB K135 (right), K134 (left)

PETWORTH 20





Classically chic with style and detailing in abundance, PETWORTH epitomises luxury British design. A choice of colours as well as Natural Oak ensures this simple shaker can be personalised to suit your taste.

FINISH *Painted French Grey*
KNOB *K135*

PETWORTH 22

THE AVAILABILITY OF NON-STANDARD
DOOR SIZES IN THE TETBURY RANGE
ENSURES A BESPOKE LEVEL OF FINISHING
TO KITCHEN PLANS





The refined styling and quality construction of this solid oak and veneer in-frame create the epitome of classical elegance. As appropriate for a kitchen of such grandeur; TETBURY offers a plethora of distinctive design features.

FINISH *Natural Oak*
KNOB *K144*

TETBURY 24





This stunning TETBURY in-frame kitchen demonstrates how a delicate painted colour mixed with premium quality Natural Oak in a beautiful design creates a spectacular environment.

FINISH *Painted Sage and Natural Oak*
KNOB *K144*

TETBURY 26



THE PAINTED FINISH ACCENTUATES
TETBURY'S DELICATE BEADING, ADDING TO
THE BEAUTY OF THIS IN-FRAME KITCHEN.





FINISH
KNOB

Painted Sage and Natural Oak
K144

TETBURY 28




FINISH Painted Chamois HANDLE K170, K171



GRESHAM



1867 **150** YEARS 2017





YOUR KITCHEN IS INDIVIDUALLY
HAND-SPRAYED IN OUR UK WORKSHOP
BY A SKILLED OPERATIVE TO VERY
EXACTING STANDARDS




GRESHAM's design is inspired by traditional panelling with elegant slim framing and a deep inside profile. This unique look allows you to confidently step away from the usual shaker design, in preference for something more stylised.

High quality T-bar knobs and matching handles in an anthracite finish complement GRESHAM's contemporary style.

FINISH *Painted Chamois and Putty*
HANDLE *K171*
KNOB *K170*



1867 **150** YEARS 2017





The choice of finishes can dramatically alter the look of a kitchen, a palette of 25 colours as well as the limited edition 150th Anniversary shades provides great scope. GRESHAM is shown here in the hushed hues of Powder and Mink for a very contemporary look.

Introduce elegant mullioned glass doors and contemporary shelving for stylish and practical storage.

FINISH *Painted Powder and Mink*
HANDLE *K169*

GRESHAM 34





The ERIN door combines a chunky, wide frame with Natural Character Oak, cleverly maximising the beauty of unaltered timber and setting this design apart as a timber lover's Shaker style kitchen.

FINISH *Natural Character Oak*
KNOB *K136, K137*

ERIN 36



OUR PAINT IS SPECIALLY FORMULATED
FOR ITS LONG LASTING COLOUR
FASTNESS AND IS TESTED IN
LABORATORY CONDITIONS






The bold shaker design of ERIN is well suited to a painted finish, its deep angled inside profile and wide framing provide great definition and looks superb in combination with Natural Character Oak.

FINISH *Painted Gooseberry and Natural Character Oak*
HANDLE *K164 (left)*
KNOB *K136 (right)*



1867 **150** YEARS 2017





The grooved centre panel and angled frame of KEMBLE are shown to best effect in this painted finish, with the beautiful wood grain patterning of the timber subtly revealed, accentuating the quality of this range.

FINISH *Painted Cornflower and Ivory (left), painted Pale Navy (top right), painted Ivory (bottom right)*

KNOB *K134*

KEMBLE 40





ARUNDEL is a wonderfully traditional range made in beautiful, specially selected wood. Desirable variations which characterise this timber kitchen are displayed to best effect with the Natural Pippy Oak finish.

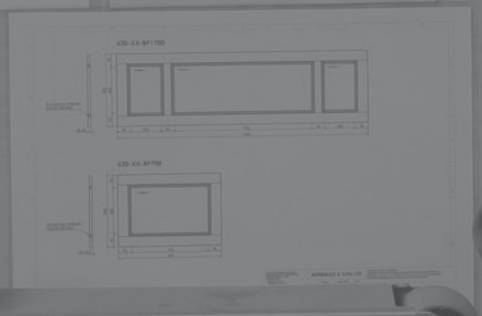

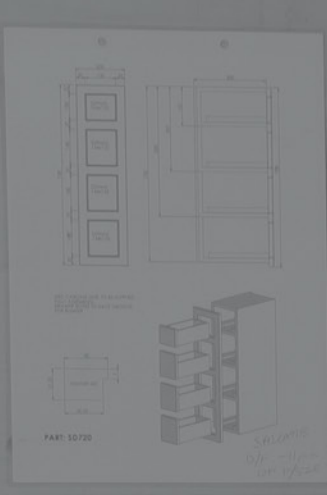
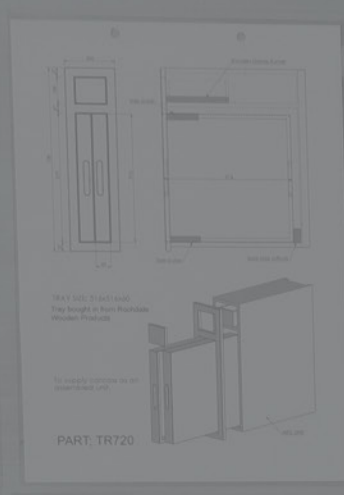
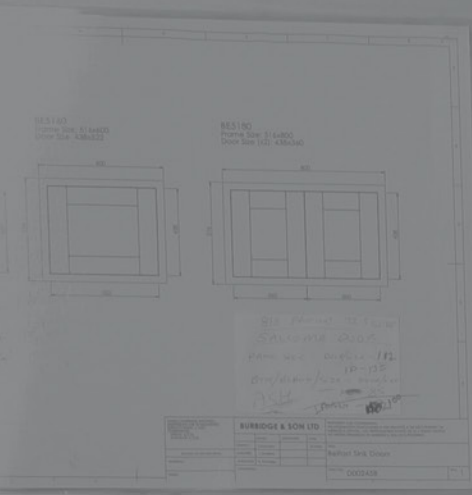




A COMBINATION OF ESTATE
HEWN ENGLISH PIPPY OAK AND
WILD-GRAINED EUROPEAN OAK IS
PERFECTLY BALANCED WITH THE
BARONIAL ELEGANCE OF THE
ARUNDEL DOOR STYLE.



Essential details such as open units, over mantel units and mullioned glazed doors all feature within the ARUNDEL range, shown here in the darker Vintage Pippy Oak.






**DESIGNED AND MANUFACTURED IN THE UK,
EVERY ELEMENT OF A RANGE, HOWEVER SMALL,
IS CAREFULLY CONSIDERED TO ENSURE THE
OPTIMAL SOLUTION IS CHOSEN. THE RESULT
IS BEAUTIFULLY ENGINEERED, DESIGN-LED
KITCHENS TO COMPLIMENT THE INDIVIDUAL
STYLE OF YOUR HOME WITH QUALITY
APPARENT IN EVERY DETAIL.**

AS MANUFACTURER'S WE ARE ABLE TO PRODUCE
NON-STANDARD DOOR SIZES AS PART OF
OUR INVALUABLE TAILORED TO FIT SERVICE.
THE AVAILABILITY OF BESPOKE DOORS AND
ACCESSORIES ALLOWS YOUR RETAILER TO TAILOR
A RANGE TO YOUR KITCHEN PLANS AND AVOID
COMPROMISING ON THE DESIGN. THE RESULT IS A
KITCHEN SCHEME WHICH IS BEAUTIFULLY SEAMLESS
IN APPEARANCE AND UNIQUE TO YOU.











CHOOSE BETWEEN AN ELEGANT
MULLIONED OR SIMPLE FRAMED
GLAZED DOOR; DEPENDANT ON
YOUR STYLE PREFERENCE



KEW is a modern interpretation of the traditional shaker form with a luxury painted finish that reveals the desirable and unique patterning of the solid ash framing.

SIMPLYBURBIDGE

FINISH *Painted Jute and Putty*
HANDLE *K147*

KEW 50






FINSBURY is a classically elegant door style of exceptional quality and presence. Intricate beading on the framing defines the design of the range and is guaranteed to draw the eye.

SIMPLYBURBIDGE

FINISH *Painted Putty*
KNOB *K144*

FINSBURY 52





A Simply Burbidge kitchen can be personalised to your style with the availability of a wider palette – there are 25 colours to choose from as well as bespoke sizes and additional accessories.

SIMPLYBURBIDGE

FINISH Painted Gooseberry and Putty
KNOB K144

FINSBURY 54



FOR A HIGH QUALITY AFFORDABLE
 OPTION, OPT FOR ONE OF OUR ON TREND
 STOCK COLOURS – ALABASTER, PUTTY
 OR SOFT GREY



ALABASTER

PEWTER



The simple pared-down look of BARNES showcases the range's quality construction and materials. Indulgent colour combinations introduce depth and add interest to your kitchen design.

SIMPLYBURBIDGE

FINISH *Painted Alabaster and Pewter*
KNOB *K163*

BARNES 56



FINISH Painted Alabaster HANDLE K163





A man in a dark long-sleeved shirt is leaning over a large stack of light-colored wood planks in a workshop. The background is filled with more stacks of wood and industrial equipment, creating a sense of a busy manufacturing environment. The lighting is soft, highlighting the textures of the wood and the man's features.

AS A MANUFACTURER, WE ARE COMMITTED TO RESEARCH, PRODUCT DEVELOPMENT AND INVESTMENT IN NEW TECHNOLOGY; SEEKING OUT THE LATEST MATERIALS AND DEVELOPING EXCITING NEW KITCHEN STYLES THAT INSPIRE AND DELIGHT OUR CUSTOMERS.

AS WELL AS THE AESTHETIC, WE INVITE YOU TO EXPLORE THE MANY FINISHING TOUCHES AND STORAGE OPTIONS AVAILABLE WITHIN OUR RANGES. THESE CAREFULLY CONSIDERED AND IMAGINATIVE DETAILS WILL ENSURE THAT YOUR KITCHEN NOT ONLY LOOKS FANTASTIC, BUT IT PERFORMS WELL TOO. SMART STORAGE, CO-ORDINATING INTERNAL FEATURES, SLEEK HANDLES OR INDEED, HANDLELESS OPTIONS ARE ALL IMPORTANT DETAILS WITH WHICH WE CAN HELP BY PROVIDING A PRACTICAL CHOICE OF DESIGN SOLUTIONS.





1867 **150** YEARS 2017





Thanks to revolutionary new materials and processes, the OTTO woodgrain laminates are gloriously realistic. Added to which they're ultra-stylish, durable and easy to clean – perfect for contemporary family life.

For a seamless aesthetic opt for true handleless styling with the rail system available in three on-trend shades and colour matched plinths (see page 134).

- FINISH** *Dark Walnut with Concrete and painted Teal (left),
Dark Walnut with Concrete and painted Mink (top right)*
- WORKSURFACE** *50mm Concrete*
- HANDLE** *Handleless rail in Anthracite*



DISCREETLY STYLISH AND AN
ALTERNATIVE TO TRUE HANDLELESS
DESIGN ARE UNOBTRUSIVE TOP FITTING
HANDLES. SEE OUR FULL RANGE OF
HANDLES ON PAGES 129 – 134





Introduce layers of interest to your colour scheme, by mixing the vintage inspired warm earthy tones of Rose Walnut laminate with the versatile cool shade of Matt Light Grey.

Smart detailing such as colour coordinated worksurfaces and internal drawer fronts ensure a cohesive and polished kitchen scheme.

FINISH *Rose Walnut with Matt Light Grey*
WORKSURFACE *Rose Walnut*
UPSTAND *Rose Walnut*
HANDLE *K157, K158*

OTTO LAMINATE 64





Adding to the modern mood of this OTTO kitchen is the beautifully engineered handle free design, a key look that shows the beauty of this woodgrain laminate to best effect.

Balance beauty with practicality with the modular open units available in different sizes and all of the laminate finishes.

- FINISH** *Bleached Walnut with Matt white (left), Otto Laminate in Bleached Walnut with Gloss White (bottom right)*
- HANDLE** *Handleless rail in White*
- SPLASHBACK** *Bleached Walnut*



FINISH Concrete with Matt Light Grey



OTTO LAMINATE



EVERY DETAIL MATTERS WHEN IT
COMES TO SPECIFYING YOUR KITCHEN,
WITH HANDLES NOW A STYLE CHOICE,
RATHER THAN A NECESSITY





The tasteful inset letter box handle is an on-trend alternative look to handleless that is available for the OTTO range. Uniformly inset into the face of each door for a bold style statement, spring loaded in a brushed aluminium finish, the inset handle marries functionality with design.

FINISH *Dark Walnut with Concrete and painted Mink*
HANDLE *K168*

OTTO INSET 70





FOR ULTRA-SLEEK AND FUNCTIONAL
STYLING; OPT FOR ANGLED PANELS
AND DOORS TO CREATE NEAT SHARP
LINES – SO DESIRABLE IN MODERN
KITCHEN DESIGN.



The allure of premium quality gloss finishes remains strong in contemporary design and the combination of lustrous Gloss Graphite, Porcelain and White looks simply stunning.





Discreetly stylish, yet entirely practical, top fitting handles are the perfect adornment to OTTO. To view details of these handles, see pages 129 – 134.

FINISH *Gloss Cashmere*
HANDLE *K155, K151*

OTTO GLOSS 74





OTTO MATT



OTTO MATT PAINTED IS HAND-SPRAYED
IN OUR UK WORKSHOP IN A POSITIVE
PRESSURE, FULLY ENCLOSED BOOTH,
ASSURING A FLAWLESS FINISH





Clean sharp lines and a flawless smooth matt painted finished is the epitome of cool urban living. This versatile door style is available in two standard finishes; Light Grey and Porcelain as well as the wider palette of 25 colours and the 150th Anniversary Palette.

FINISH *Soft Grey and Old Navy*
HANDLE *K157, K158*

OTTO MATT 78





The modern simplicity of the handleless design of MALMÖ showcases the ultra smooth, beautifully flawless matt finish and creates the ideal minimalist kitchen.



MALMÖ CAN BE MIXED WITH
EITHER OTTO OR ISALA, BROADENING
THE DESIGN AND COLOUR POSSIBILITIES
IN YOUR KITCHEN PLAN



MALMÖ is available in special sizes allowing for tailored design and offers a host of stylish features to complete the contemporary look.





The neutral finish of Matt Porcelain looks effortlessly cool when combined with the sharp sleek lines of this handleless design. Shown here in combination with the matching Gloss Porcelain finish for a subtle, yet stunning design statement.





Echoing one of the most popular colour trends, this Gloss Light Grey finish is perfect for creating a stunning, contemporary design.

Shown here with ISALA Dark Elm, MALMÖ can be combined with either OTTO or ISALA for a truly unique scheme.



SUPER SLIM 13MM END PANELS
CAN BE USED TO FRAME UNITS
CREATING A SLEEK, UNCOMPLICATED
LOOK THAT EMPHASISES MALMÖ'S
HANDLELESS DESIGN





The sweeping curves of MALMÖ look stunning in the distinctive dark shade of Gloss Graphite and allow for the all essential individuality statement in your kitchen design.





MALMÖ GLOSS





THE UNIQUE REAL WOOD GRAIN
AFFORDS DESIRABLE INTEREST
AND TEXTURE FOR THOSE CRAVING
CONTEMPORARY STYLING
WITH CHARACTER.



The beautifully engineered MALMÖ Veneer is a perfect choice for timber lovers wanting a modern edge to their kitchen scheme. Considered accessories feature the handle cut-out shape, providing an unprecedented look to linear styling.





CONSTRUCTED FROM DURABLE
LAMINATE IN TWO BEAUTIFUL FINISHES,
ISALA WILL STAND UP TO THE RIGOURS
OF EVERYDAY FAMILY USE



Tactile timber effect finishes are entirely on trend in contemporary kitchen schemes and the ISALA range is no exception.

The modern handleless design in the Dark Elm finish works in perfect combination with the reflective tones of OTTO Gloss Cashmere.



ISALA CAN BE MIXED WITH EITHER
 MALMÖ OR OTTO BROADENING DESIGN
 AND COLOUR POSSIBILITIES IN YOUR
 KITCHEN PLAN






This ISALA kitchen looks effortlessly smart and desirable. Shown here in combination with MALMÖ Gloss Cashmere for a softer look in a contemporary scheme.



A SKILLED CRAFTSMAN OVERSEES
EACH STAGE OF THE PRODUCTION
PROCESS FOR TAILORED TO FIT DOORS
TO ENSURE WE MEET YOUR EXACT
SIZE REQUIREMENTS





The simple shaker style of LANSDOWNE has a whole host of superb design features that will give your kitchen character and enduring appeal.

FINISH *Painted Ivory (right), painted Mussel and Natural Oak (left)*
HANDLE *K52 (right), K146 (left)*


LANSDOWNE 98





The organic beauty of LANSDOWNNE Natural Oak offers the very latest in luxurious design with a selection of curved feature doors and a host of well-designed accessories.

FINISH *Natural Oak*
HANDLE *K52 (left, bottom right), K146 (top left)*



IVORY



PEWTER



SAGE



MARLOW is a five piece vinyl wrapped door, cleverly engineered to replicate the beauty of real painted timber.

This substantial wide frame shaker style kitchen is available in original Ivory and Light Grey or over-painted in any of the painted palette colours.

FINISH Ivory (left), Pewter (top left), Ivory and Sage (bottom left)
HANDLE K52

MARLOW 102



FINISH Light Grey and Old Navy HANDLE K163



MARLOW





The smooth matt paint finish of STOWE will give your kitchen a contemporary feel that can be further enhanced with key accessory details such as curved and glazed doors as well as statement making pilasters.

FINISH *Porcelain (left & centre), Marlow in Soft Moss (top right & right)*
HANDLE *K149, K162*





This modern shaker design is striking in its simple styling and evident quality. The flawless finish is durable and easy to clean making STOWE an ideal choice for family living.

FINISH *Painted Light Grey*
HANDLE *K147*

STOWE 108

ANNIVERSARY PALETTE

1867 **150** YEARS 2017



PAINTED PALETTE – TIMBER/MATT



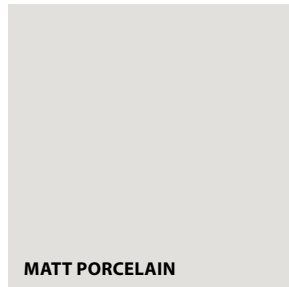
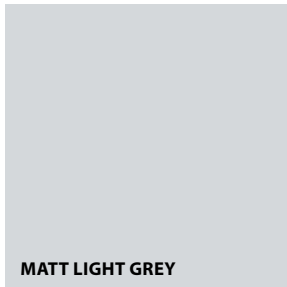
LAMINATE






GLOSS



MATT



TIMBER



VENEER

AVAILABILITY

		ANNIVERSARY PALETTE	PAINTED PALETTE	BLEACHED WALNUT	ROSE WALNUT	DARK WALNUT	DARK ELM	WARM GREY OAK	CONCRETE	GLOSS CASHMERE	GLOSS GRAPHITE	GLOSS LIGHT GREY	GLOSS PORCELAIN	GLOSS WHITE	MATT LIGHT GREY	MATT PORCELAIN	MATT WHITE	VINTAGE PIPPY OAK	NATURAL PIPPY OAK	NATURAL CHARACTER OAK	NATURAL OAK
LANGTON	P07	■	■																		
SALCOMBE	P13	■	■																		
PETWORTH	P17	■	■																		■
TETBURY	P23	■	■																		■
GRESHAM	P29	■	■																		
ERIN	P35	■	■																	■	
KEMBLE	P39	■	■																		
ARUNDEL	P41																	■	■		
KEW	P49	■	■																		
FINSBURY	P51	■	■																		
BARNES	P55	■	■																		
OTTO	P61	■	■	■	■	■			■	■	■		■	■	■	■					
MALMÖ	P79									■	■	■	■	■	■	■	■				■
ISALA	P93						■	■													
LANSDOWNE	P99	■	■																		■
MARLOW*	P105	■	■																		
STOWE	P109	■	■												■	■					

* Marlow is also available in original Ivory or Light Grey from stock (this is unpainted vinyl see pages 101/102).

Colour reproduction

Due to variables between photographic and print processes, colour may vary from the actual product supplied. Swatches are available to order from your retailer.

FINISHES

Painted Timber/Matt

We have a beautiful palette of 25 stunning on-trend colours allowing you to choose the perfect colour combination for your kitchen scheme. Additionally in celebration of our 150th Anniversary, we have also added five extra shades to the palette to further increase your choice. If you are still unable to find the perfect match you can opt for the ultimate in personalisation, the bespoke painted service, whereby we will accurately match your painted kitchen to a colour swatch from any paint manufacturer.

Laminate

A collection of high quality, durable laminate finishes that cleverly replicate timber and concrete.

Gloss

A palette of five trending colours in a premium painted high gloss finish.

Matt


Three beautifully neutral painted matt shades with an ultra-smooth luxury finish.

Timber

Our timber doors are manufactured using high quality materials resulting in a beautiful, natural finish. All of our timber ranges are made using the finest, environmentally responsible timbers, from temperate regions throughout the Northern hemisphere with an emphasis on indigenous British species. The materials are sourced from well-managed forests, where the cycle of clearing and replanting has been continuous for many generations. As a UK based manufacturer, we work closely with our local environmental authorities to ensure compliance with our country's environmental legislation.

Veneer

Beautifully engineered Natural Oak veneer gives the illusion of a solid timber slab door.





GREAT CARE HAS BEEN TAKEN IN THE CHOICE OF OUR PAINTED COLOUR PALETTE AND ALL OF OUR PAINTS ARE SELECTED FOR THEIR COLOUR FAST PROPERTIES AND LOW ENVIRONMENTAL IMPACT. YOUR PAINTED KITCHEN IS HAND SPRAYED IN OUR UK BASED WORKSHOP BY HIGHLY SKILLED OPERATIVES TO VERY EXACTING STANDARDS. YOU CAN FEEL ASSURED THAT YOUR PAINTED KITCHEN IS OF THE HIGHEST QUALITY.

ANNIVERSARY PALETTE

MARKING OUR 150TH ANNIVERSARY YEAR, WE'VE RELEASED A LIMITED EDITION FIVE-COLOUR PALETTE THAT CONSISTS OF BEAUTIFULLY NOSTALGIC SHADES WHICH GIVE A CONTEMPORARY NOD TO OUR MOST POPULAR COLOURS OVER THE DECADES THAT WE HAVE BEEN MANUFACTURING KITCHENS. THROUGHOUT THE BROCHURE THE RANGES AVAILABLE IN THE 150TH ANNIVERSARY PALETTE ARE HIGHLIGHTED AND IDENTIFIED WITH AN ICON ON THE PAGE.







Blum's innovative Legrabox drawer boxes and Ambia-line cutlery trays are the quality finishing touches that will make a real difference to the feel and performance of your kitchen. These high specification drawer boxes and storage solutions make for a functional uncluttered kitchen that is beautiful both inside and out.

IMAGES

Blum Legrabox drawer boxes with Blum Ambia-line cutlery dividers and internal drawer front in Natural Oak.

STORAGE
SOLUTIONS 114





The secret to maximising storage is simple; clever internal fittings are a kitchen's best friend. Get the storage right and not only do you increase the capacity you'll enjoy a sense of order that will make your kitchen work like a dream.


IMAGES *Door hung spice rack and internal timber drawer fronts in Natural Oak (left and top right)
In-frame dovetail oak drawer boxes (bottom middle and bottom right)*






Neatly hideaway everyday items and maximise storage with a space tower. For added detailing, fit colour matched internal drawer fronts available in Natural Oak and four laminate finishes, with a range of different sizes.

- IMAGES**
- Blum Space Tower with Natural Oak drawer fronts*
 - Blum Orga-line cutlery tray with removable dishwasher proof containers and Natural Oak internal drawer front*
 - Blum Space Tower with Concrete laminate drawer fronts*
 - Natural Oak cutlery tray extendable from 400mm up to 1000mm*
 - Blum Orga-line drawer dividing system*
- (clockwise from left)*




CONCRETE



ROSE WALNUT



BLEACHED WALNUT



DARK WALNUT



Unify your kitchen design with matching laminate worksurfaces, splashbacks and upstands. The worksurfaces are available in four finishes and a range of different thicknesses 22mm, 38mm and 50mm with a contemporary square edge profile.

IMAGES

*Bleached Walnut splashback (left),
Bleached Walnut 50mm worksurface (right)*

WORK SURFACES





WHETHER SLIM AND SLEEK OR
LUXURIOUSLY DEEP, THE RIGHT
WORKSURFACE WILL HELP DEFINE
YOUR KITCHEN DESIGN

These eco-friendly, high pressure, laminate worksurfaces, upstands and splashbacks are tougher and thanks to advances in print technology, better looking than their predecessors.

IMAGES

Concrete 50mm worksurface. Rose Walnut 22mm worksurface and Rose Walnut upstand. Rose Walnut 38mm worksurface and gable end. Concrete 22mm worksurface and Concrete upstand. (clockwise)



RANGE Arundel

CODE 818

FINISHES Vintage Pippy Oak (14) / Natural Pippy Oak (15)



RANGE Erin

CODE 814

FINISHES Natural Character Oak (15), The Painted Palette



RANGE Gresham

CODE 851

FINISHES The Painted Palette



RANGE Kemble

CODE 860

FINISHES The Painted Palette



RANGE Langton

CODE 891

FINISHES The Painted Palette

**The 950 high door sets have a mid-rail. Ask your Retailer for full specification details.*



RANGE Petworth

CODE 880

FINISHES Natural Oak (15), The Painted Palette



RANGE Salcombe

CODE 870

FINISHES The Painted Palette



RANGE Tetbury

CODE 890

FINISHES The Painted Palette



RANGE Barnes

CODE 829

FINISHES The Painted Palette



RANGE Finsbury

CODE 830

FINISHES The Painted Palette



RANGE Kew

CODE 827

FINISHES The Painted Palette





SIMPLYBURBIDGE

DOORS & DRAWERS



RANGE Isala

CODE 494

FINISHES Dark Elm (DE) / Warm Grey Oak (GR)



RANGE Malmö Gloss

CODE 488

FINISHES Cashmere (CG) / Graphite (GG) / Light Grey (RG) / Porcelain (PG) / White (WG)



RANGE Malmö Matt

CODE 488

FINISHES Light Grey (RM) / Porcelain (PM) / White (WM)



RANGE Malmö Oak Veneer

CODE 888

FINISHES Natural Oak (15)



RANGE Otto Gloss

CODE 490

FINISHES Cashmere (CG) / Graphite (GG) / Porcelain (PG) / White (WG)



RANGE Otto Laminat

CODE 490

FINISHES Bleached Walnut (BW) / Concrete (CC) / Dark Walnut (DW) / Rose Walnut (RW)



RANGE Otto Matt

CODE 490

FINISHES Light Grey (RM) / Porcelain (PM) / The Painted Palette



RANGE Otto plus inset handle

CODE 491

FINISHES Bleached Walnut (BW) / Cashmere (CG) / Concrete (CC) / Dark Walnut (DW) / Graphite (GG) / Light Grey (RM) / Porcelain (PG) / Porcelain (PM) / Rose Walnut (RW) / White (WG) / The Painted Palette



CODE K35

DESCRIPTION Slow curve handle

FINISH Aluminium effect

W X D 265 x 30 mm

HOLE CENTRES 224 mm



CODE K140

DESCRIPTION Rounded D-handle

FINISH Polished chrome effect

W X D 215 x 30 mm

HOLE CENTRES 160 mm



CODE K132 *25% ACTUAL SIZE*

DESCRIPTION Handle

FINISH Stainless steel effect

W X D 334 x 30 mm

HOLE CENTRES 320 mm



CODE K128

DESCRIPTION Sculptured handle

FINISH Chrome plated effect

W X D 256 x 30 mm

HOLE CENTRES 224 mm



CODE K146

DESCRIPTION Bow shaped handle

FINISH Stainless steel effect

W X D 180 x 29 mm

HOLE CENTRES 160 mm



CODE K164

DESCRIPTION Wide bar handle

FINISH Brushed steel effect

W X D 170 x 27 mm

HOLE CENTRES 160 mm



CODE K64

DESCRIPTION Bar handle

FINISH Stainless steel effect

W X D 138 x 32 mm

HOLE CENTRES 128 mm



CODE K162

DESCRIPTION Slim angle handle

FINISH Stainless steel effect

W X D 172 x 25 mm

HOLE CENTRES 160 mm



CODE K163

DESCRIPTION Curved foot bar handle

FINISH Stainless steel effect

W X D 168 x 31 mm

HOLE CENTRES 160 mm



CODE K91

DESCRIPTION Chunky bar handle

FINISH Brushed chrome effect

W X D 189 x 30 mm

HOLE CENTRES 160 mm



CODE K25

DESCRIPTION Knob

FINISH Matt nickel effect

W X D 30 x 23 mm

HOLE CENTRES N/A



CODE K134

DESCRIPTION Knob

FINISH Pewter effect

W X D 33 x 27 mm

HOLE CENTRES N/A



CODE 67

DESCRIPTION Large timber knob

FINISH Natural oak / French oak

W X D 54 x 41 mm

HOLE CENTRES N/A



CODE K149

DESCRIPTION Knob

FINISH Chrome effect

W X D 30 x 35 mm

HOLE CENTRES N/A



CODE K144

DESCRIPTION Shaped knob

FINISH Stainless steel effect

W X D 36 x 35 mm

HOLE CENTRES N/A



CODE K150

DESCRIPTION Cup handle

FINISH Chrome effect

W X D 90 x 20 mm

HOLE CENTRES 75 mm



CODE K141

DESCRIPTION Cup handle

FINISH Chrome effect

W X D 172 x 26 mm

HOLE CENTRES 160 mm



CODE K142

DESCRIPTION Cup handle

FINISH Chrome effect

W X D 76 x 20 mm

HOLE CENTRES 64 mm



CODE K166

DESCRIPTION T-bar knob

FINISH Chrome effect

W X D 75 x 36 mm

HOLE CENTRES N/A



CODE K167

DESCRIPTION Flat knob

FINISH Blackened copper effect

W X D 35 x 35 mm

HOLE CENTRES N/A



CODE K104

DESCRIPTION Tung handle

FINISH Cast iron effect

W X D 58 x 28 mm

HOLE CENTRES 32 mm



CODE K105

DESCRIPTION Tung handle

FINISH Cast iron effect

W X D 118 x 28 mm

HOLE CENTRES 96 mm



CODE K106

DESCRIPTION Latch handle

FINISH Cast iron effect

W X D 143 x 40 mm

HOLE CENTRES 128 mm



CODE K107

DESCRIPTION Bow handle

FINISH Cast iron effect

W X D 143 x 26 mm

HOLE CENTRES 128 mm



CODE K121

DESCRIPTION Hadley handle

FINISH Cast iron effect

W X D 136 x 27 mm

HOLE CENTRES 128 mm



CODE K66

DESCRIPTION Gothic D handle

FINISH Iron effect

W X D 138 x 30 mm

HOLE CENTRES 128 mm



CODE K23

DESCRIPTION Fluted drop handle

FINISH Pewter effect

W X D 185 x 25 mm

HOLE CENTRES 160 mm



CODE K22

DESCRIPTION Fluted T-handle

FINISH Pewter effect

W X D 70 x 32 mm

HOLE CENTRES N/A



CODE K169

DESCRIPTION T-bar knob

FINISH Stainless steel effect

W X D 60 x 40mm

HOLE CENTRES N/A



CODE K130

DESCRIPTION Mottled square knob

FINISH Cast iron effect

W X D 34 x 28 mm

HOLE CENTRES N/A



CODE K136

DESCRIPTION Knob

FINISH Cast iron effect

W X D 35 x 35 mm

HOLE CENTRES N/A



CODE K24

DESCRIPTION Knob

FINISH Cast iron effect

W X D 30 x 32,5 mm

HOLE CENTRES N/A



CODE K137

DESCRIPTION Knob

FINISH Cast iron effect

W X D 48 x 41 mm

HOLE CENTRES N/A



CODE K170

DESCRIPTION T-Bar knob

FINISH Antique grey effect

W X D 48 x 32 mm

HOLE CENTRES N/A




CODE K171

DESCRIPTION Handle

FINISH Antique grey effect

W X D 154 x 32 mm

HOLE CENTRES 128 mm



CODE H5

DESCRIPTION Decorative butt hinge

FINISH Chrome effect

W X D N/A



CODE H5C

DESCRIPTION Decorative butt hinge

FINISH Blackened copper effect

W X D N/A



CODE H3

DESCRIPTION Interleaved fineal butt hinge

FINISH Chrome effect

W X D N/A



CODE	K52
DESCRIPTION	Square knob
FINISH	Stainless steel effect
W X D	42 x 26 mm
HOLE CENTRES	N/A



CODE	K135
DESCRIPTION	Knob & back plate
FINISH	Brushed stainless steel
W X D	38 x 36 mm
HOLE CENTRES	N/A



CODE	K127
DESCRIPTION	Dish handle
FINISH	Stainless steel effect
W X D	66 x 26 mm
HOLE CENTRES	32 mm



CODE	K165
DESCRIPTION	Wide angle handle
FINISH	Black copper effect
W X D	215 x 29 mm
HOLE CENTRES	160 mm



CODE	K123
DESCRIPTION	Linear handle
FINISH	Chrome plated effect
W X D	256 x 28 mm
HOLE CENTRES	192 mm



CODE	K125
DESCRIPTION	Linear handle
FINISH	Brushed nickel effect
W X D	256 x 28 mm
HOLE CENTRES	192 mm



CODE	K133
DESCRIPTION	Wave handle
FINISH	Stainless steel effect
W X D	231 x 25 mm
HOLE CENTRES	192 mm




CODE	K147
DESCRIPTION	Handle
FINISH	Stainless steel effect
W X D	188 x 30 mm
HOLE CENTRES	160 mm



CODE	K61
DESCRIPTION	Bridge handle
FINISH	Matt chrome
W X D	135 x 30 mm
HOLE CENTRES	128 mm



CODE	K62
DESCRIPTION	Bridge handle
FINISH	Matt chrome
W X D	263 x 30 mm
HOLE CENTRES	256 mm



CODE	K155/K156 *
DESCRIPTION	Small edge bow handle
FINISHES	Chrome / Brushed aluminium effect
W X D	40 x 40 mm
HOLE CENTRES	Screw from back



CODE	K159 *
DESCRIPTION	Small edge straight handle
FINISH	Brushed aluminium effect
W X D	40 x 40 mm
HOLE CENTRES	Screw from back



CODE	K151/K152 *
DESCRIPTION	Medium edge bow handle
FINISHES	Chrome / Brushed aluminium effect
W X D	200 x 40 mm
HOLE CENTRES	Screw from back



CODE	K158 *
DESCRIPTION	Medium edge straight handle
FINISH	Brushed aluminium effect
W X D	200 x 40 mm
HOLE CENTRES	Screw from back



CODE	K153/K154 *
DESCRIPTION	Large edge bow handle
FINISHES	Chrome / Brushed aluminium effect
W X D	350 x 40 mm
HOLE CENTRES	Screw from back

25% ACTUAL SIZE



CODE	K157 *
DESCRIPTION	Large edge straight handle
FINISH	Brushed aluminium effect
W X D	350 x 40 mm
HOLE CENTRES	Screw from back

25% ACTUAL SIZE



CODE	K160
DESCRIPTION	Medium grip handle
FINISH	Chrome effect
W X D	170 x 28.5 mm
HOLE CENTRES	160 mm



CODE	K161
DESCRIPTION	Large grip handle
FINISH	Chrome effect
W X D	330 x 28.5 mm
HOLE CENTRES	320 mm

25% ACTUAL SIZE



CODE	K68
DESCRIPTION	Otto inset handle
FINISH	Brushed aluminium
W X D	118 x 69 mm
HOLE CENTRES	N/A

25% ACTUAL SIZE



Otto handleless rail
White †

Otto handleless rail
Aluminium †

Otto handleless rail
Anthracite †

† Matching plinth is available





The Burbidge furniture collection has been designed to complement our range of kitchens. Manufactured and designed in the same UK workshops, if you would like further details on any of these items, please contact your Retailer.

IMAGES

Burnham chair in Natural Oak. Kennet table in painted Chalk with Natural Oak table top and Savernake chairs in Natural Oak with upholstered seats in Natural fabric. Helmsdale table and Savernake chairs in Natural Oak. Kielder stool in Natural Oak. Spey table and Kielder chair in Natural Oak. (clockwise from left)





IMAGES

Arden chair in painted Alabaster with Natural upholstery. Spey table and Amboise chairs in painted Chalk with solid Natural Oak table top and seats. Amboise chair in painted Lead with solid Natural Oak seat. Helmsdale table and Savernake chairs in painted French Grey with solid Natural Oak table top and seats. Burnham bar stool in painted French Grey. (clockwise from left)

KITCHEN
FURNITURE



139 FOR MORE DETAILS ON ANY OF THESE ITEMS PLEASE CONTACT YOUR RETAILER



IMAGES

Milly bar stool in Dark Brown. Kielder table and chairs in Natural Oak with solid Natural Oak table top and seats with seat pads in Natural fabric. Kielder table and Burnham chair in Natural Oak. Milly bar stool in Black. Kennet bench in painted Lead with veneered Natural Oak seat.



Burbidge & Son Limited

Burnsall Road, Canley, Coventry, West Midlands CV5 6BS

T 024 7667 1600 F 024 7669 1010 E sales@burbidge.co.uk

www.burbidge.co.uk